

Afrikaans

27 April - 1 May 2020

Hello Class!

Please complete all the tasks that are allocated for the day.

They are to be done orally but you are more than welcome to get creative!

Have fun! 😊

Ms. Raquel

27 April 2020

Ek kan lees. (I can read)

Lees die volgende en wys na elke liggaamsdeel.

(Read the following and point to each body part.)


Dit is my kop.	This is my head.
Dit is my oog.	This is my eye.
Dit is my neus.	This is my nose.
Dit is my mond.	This is my mouth.
Dit is my oor.	This is my ear.
Dit is my pet.	This is my cap.
Dit is my das.	This is my tie.
Dit is my rok.	This is my dress.
Dit is my broek.	These are my pants.
Dit is my boek.	This is my book.
Dit is my pen.	This is my pen.
Dit is my tas.	This is my bag.
Dit is my pa.	This is my father.
Dit is my ma.	This is my mother.
Dit is my maat.	This is my friend.
Dit is my sussie.	This is my sister.
Dit is my boetie.	This is my brother.
Dit is my kat.	This is my cat.
Dit is my hond.	This is my dog.
Dit is my vark.	This is my pig.
Dit is my lam.	This is my lamb.

30 April 2020

Vul hierdie woorde in die korrekte raampies in, onder die woorde waarmee hulle rym.

(Complete these words in the correct frames, among the words by which they are rym)

Mat	Rus	Met	Mis	Vet	Bot	Rot	Gat	Sis	Sus
(Carpet)	(Rest)	(With)	(Miss)	(Fat)	(Bot)	(Bot)	(Hole)	(Hiss)	(Rock)



1 May 2020

Lees die woorde een keer elke dag.

(Read the words once every day)

Sigwoorde – sight words

dit	en
die	nie
my	het
is	'n
ma	van
pa	in
ek	hy
sy	wat
te	om
vir	was
op	dat
maar	met
on	hulle
my	daar
sal	as
u	aan
so	word
jy	toe
nou	kan
sê	dan
kom	hom
by	ook
moet	haar
of	nog
al	gaan
jou	uit

Good Day Parents

Thank you for all the hard work you've been doing with our babies. They have produced some outstanding work and I am so proud of them.

This is the work for the coming week. Please send me pictures of the beautiful work our kids are doing.

Work hard and stay safe

Ms Yumna

27/04/2020 - Monday

ENGLISH: These are our spelling words for the week. Please make four columns as we do in our homework books and write the words down daily from Monday to Thursday.

Shark
Dark
Mark
Lark
Bark
Park
Cart
Tart
Start
Dart
Always
Altogether
Also
Absent
Angry

You must revise your words daily. Mum or dad will give you an spelling test next week Monday.

For today's English work you will chose 10 of your spelling words and write sentences with them. Remember to make your sentences interesting.

Read all the words in your file from the green and blue level.

MATHS: You might remember that we learnt about polygons at school. That is a shape that has many sides. Please draw the correct shape for each word

Pentagon
Hexagon
Heptagon
Octagon
Nonagon

Decagon

Write down how many sides each shape has.

Now draw six other 2d shapes. Label them.

28/04/2020 - Tuesday

ENGLISH: We have started learning about rhyming words. Please watch the video. You can simply click on the link to watch

<https://youtu.be/aP3UHE0duCU>

Write down all the rhyming words that you've heard on the video.

Can you think of some other rhyming words. Write them down.

Read the story "Will he be all right?"



MATHS: Today we will be doing some grouping. We will be grouping in twos.

In the 1st line you will draw 2 colored dots and circle them with your pencil. In the line directly under that you will write - one group of two = 2. Skip a line.

Next you will draw 4 dots. And circle them in groups of two. In the line directly under that you will write - two groups of two = 4. Skip a line.

You will continue until you have drawn 24 dots.

Eg.



Count in 2's

29/04/2020 - Wednesday

ENGLISH: Today we are learning something new. Compound words. This is when we take two separate words and make a new word.

Eg. Tooth+paste= toothpaste

Butter+fly= butterfly

Bed+room= bedroom

Now write 10 of your own compound word sums.

Read a book.

MATHS: today we will be grouping in 3's.

In the 1st line you will draw 3 colored dots and circle them with your pencil. In the line directly under that you will write - one group of three = 3. Skip a line.

Next you will draw 6 dots. And circle them in groups of three. In the line directly under that you will write - two groups of three = 6. Skip a line.

You will continue until you have drawn 36 dots.
Eg.

☐☐☐

Count in 3's

30/04/2020 - Thursday

ENGLISH: You have read the story "Will he be all right?" Now answer these questions.

- 0. Why was today a special day for the little eagle?
- 0. Was the little eagle afraid? Why?
- 0. Where did they stand?
- 0. What did the father say to his son?
- 0. What do you think happened to the little eagle?

Find 3 verbs in this story

Find 3 nouns in this story

Find your own rhyming words for these words:

Would

He

All

Read the story aloud to your brother or sister

MATHS: complete these as tens and unit sums. Remember carrying and borrowing.
You cannot subtract if a smaller number is at the top.

$$37+45=$$

$$96-48=$$

$$38+59=$$

$$27-30=$$

$$65+47=$$

$$50-43=$$

$$86+44=$$

$$76-27=$$

$$32+58=$$

$$72-46=$$


Here are some examples.

01/05/2020 - Friday

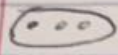
Enjoy your long weekend.



One group of two = 2



Two groups of two = 4



one group of three = 3



two groups of three = 6

$$\begin{array}{r} \text{TU} \\ '38 \\ + 45 \\ \hline 83 \end{array}$$

$$\begin{array}{r} \text{TU} \\ 5\cancel{6}'6 \\ - 29 \\ \hline 37 \end{array}$$